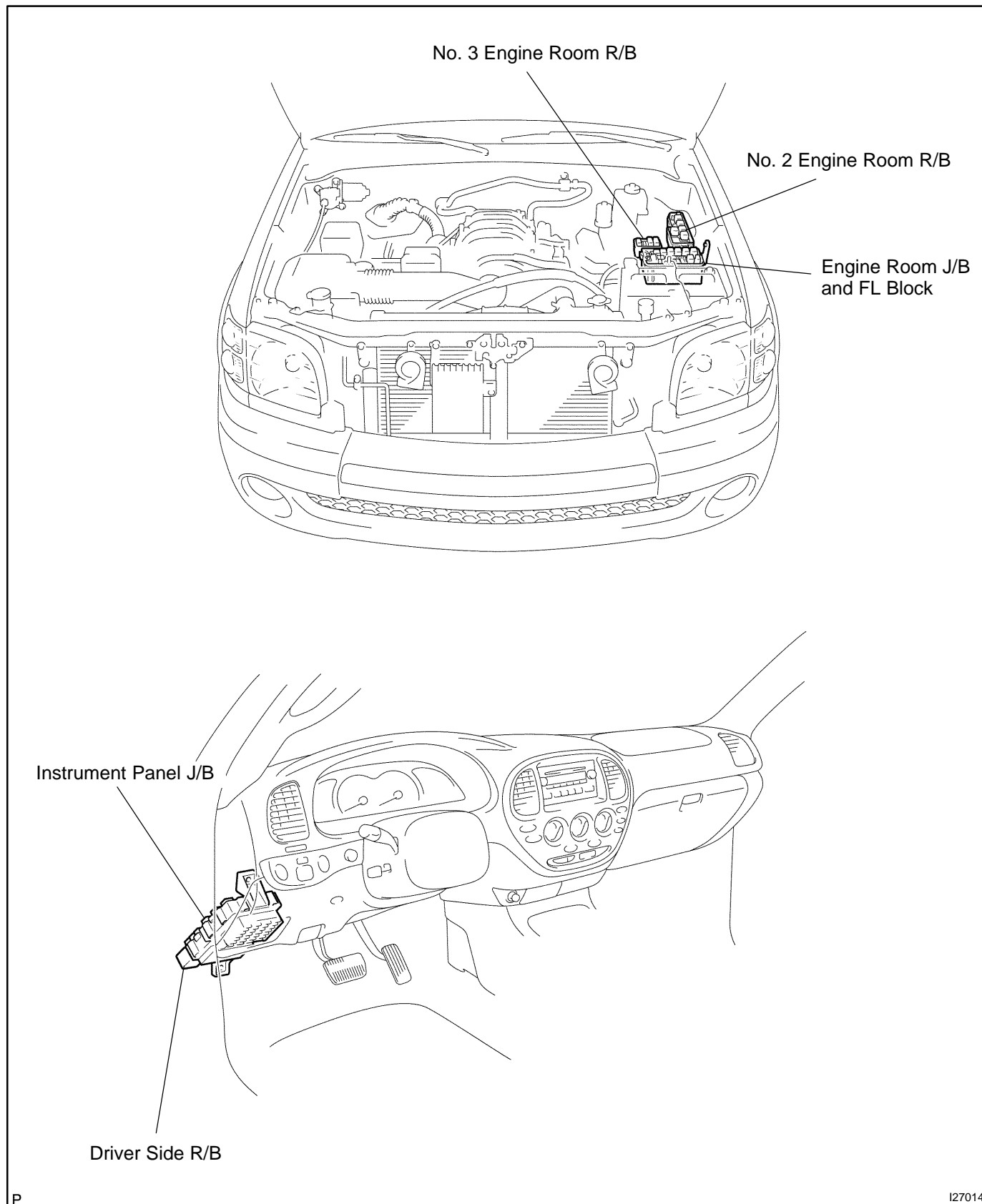
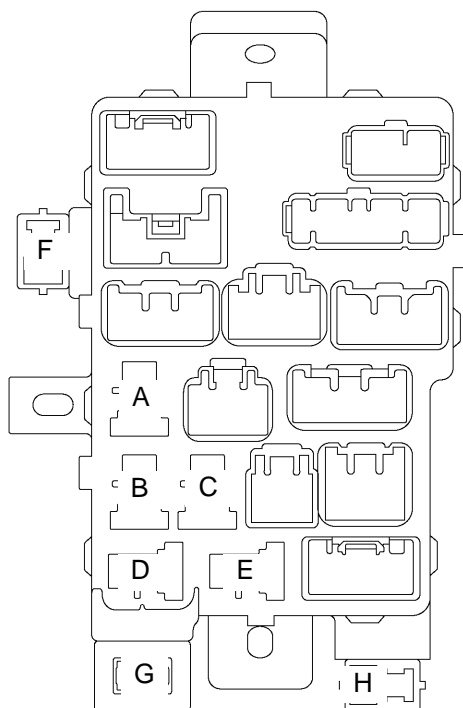


POWER SOURCE (Double Cab) LOCATION

BE2JY-01

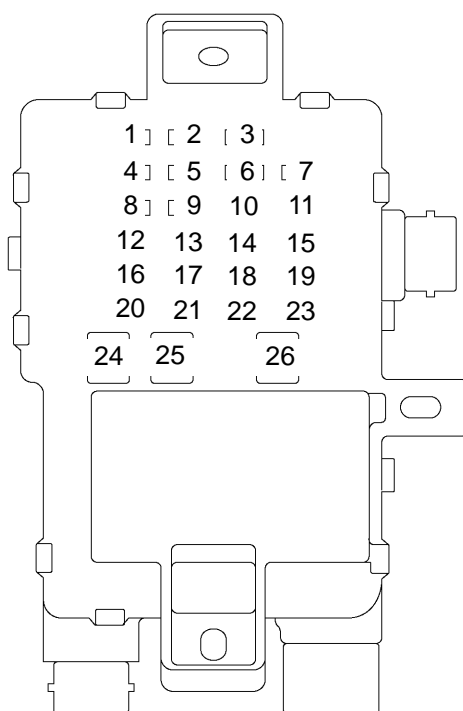


Instrument Panel J/B



Relays

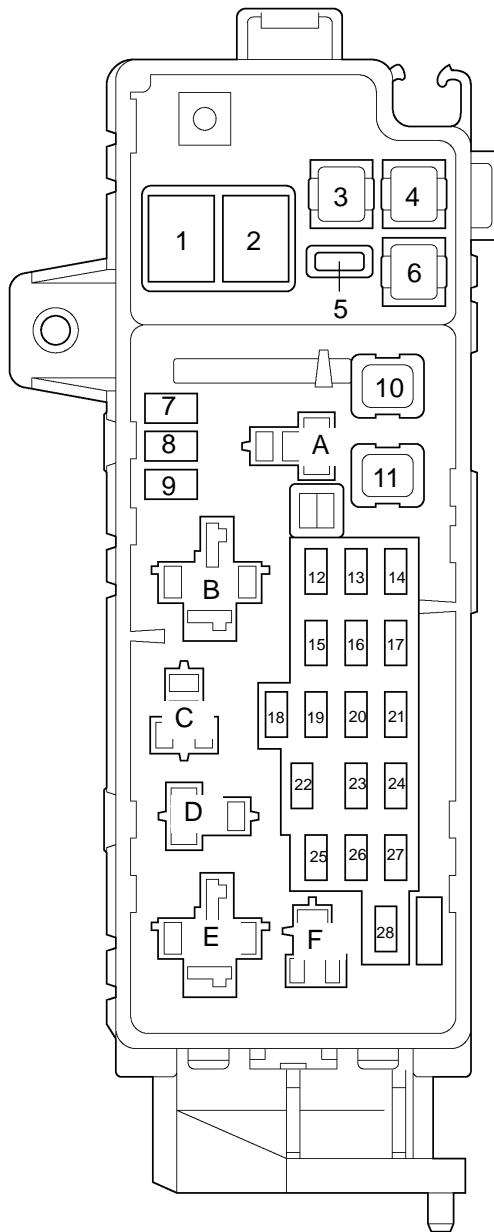
- A: TAILLIGHT Relay
- B: BACK-UP Light Relay
- C: ACC Relay
- D: POWER MAIN Relay
- E: FOG LIGHT Relay
- F: BACK WINDOW Relay
- G: Turn Signal Flasher Relay



Fuses

1: TAIL Fuse	15 A	14: IGN1 Fuse	10 A
2: PWR NO. 4 Fuse	20 A	15: GAUGE Fuse	15 A
3: PANEL Fuse	7.5 A	16: IGN2 Fuse	20 A
4: ECU-IG Fuse	10 A	17: STOP Fuse	15 A
5: CIG Fuse	15 A	18: SUN ROOF Fuse	25 A
6: PWR NO. 1 Fuse	25 A	19: PWR OUTLET Fuse	15 A
7: HTR Fuse	10 A	20: PWR NO. 3 Fuse	20 A
8: WSH Fuse	25 A	21: OBD Fuse	7.5 A
9: RAD NO. 2 Fuse	7.5 A	22: PWR NO. 2 Fuse	25 A
10: WIP Fuse	25 A	23: SEAT HTR Fuse	15 A
11: FOG Fuse	15 A	24: PWR SEAT M-fuse	30 A
12: AC INV Fuse	15 A	25: AM1 M-fuse	40 A
13: 4WD Fuse	20 A	26: PWR NO. 5 Fuse	30 A

Engine Room J/B and FL Block



Fuses

1: ABS NO. 2 H-fuse	60 A	15: DRL Fuse* ³	15 A
2: ALT H-fuse	140 A	H-LP LH Fuse* ⁴	15 A
3: DEFOG M-fuse	40 A	16: ALT-S Fuse	7.5 A
4: ABS NO. 1 M-fuse* ¹	50 A	17: TOWING Fuse	30 A
ABS NO. 1 M-fuse* ²	30 A	18: ST Fuse	30 A
5: CARGO LP Fuse	7.5 A	19: RAD No. 3 Fuse	20 A
6: HEATER M-fuse	50 A	20: TURN-HAZ Fuse	20 A
7: Spare Fuse	15 A	21: AM2 Fuse	25 A
8: Spare Fuse	20 A	22: EFI NO. 2 Fuse	10 A
9: Spare Fuse	30 A	23: SHORT-PIN	
10: MAIN Fuse	40 A	24: HORN Fuse	10 A
11: DOOR NO. 2 M-fuse	30 A	25: MIR HTR Fuse	15 A
12: H-LP RH Fuse* ⁴	15 A	26: ECU-B Fuse	7.5 A
13: EFI NO. 1 Fuse	20 A	27: DOME Fuse	10 A
14: ETCS Fuse	10 A	28: RAD NO. 1 Fuse	25 A

Relays

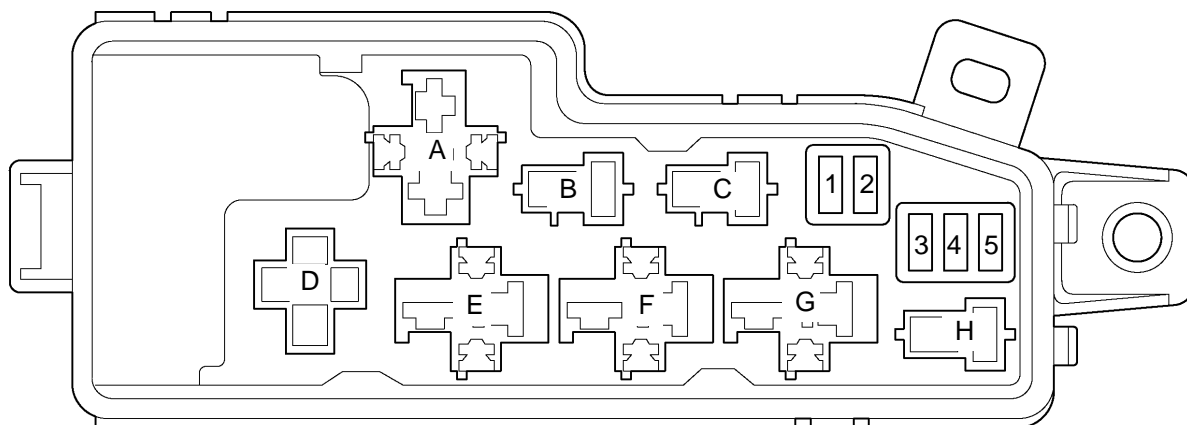
- A: C/OPN Relay
- B: HEAD Relay
- C: EFI Relay
- D: FUEL PUMP Relay
- E: DEFOG Relay
- F: HORN Relay

*1: w/ VSC

*2: w/o VSC

*3: w/ Daytime Running Light

*4: w/o Daytime Running Light

No. 2 Engine Room R/B**Fuses**

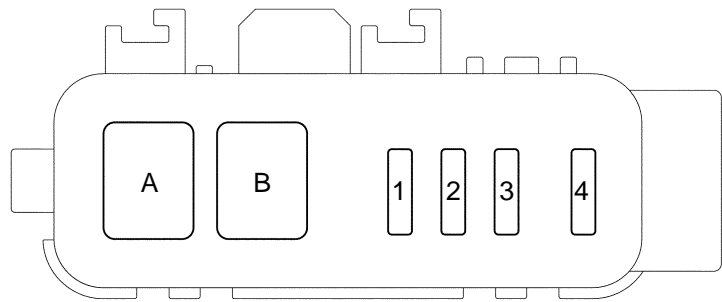
1: H-LP LL Fuse*	10 A
2: H-LP RL*	10 A
3: A/C Fuse	7.5 A
4: H-LP LH Fuse*	10 A
5: H-LP RH Fuse*	10 A

Relays

A:	-
B:	MIR HTR Relay
C:	ABS SOL Relay
D:	-
E:	DRL NO. 4 Relay*
F:	HEATER Relay
G:	DIMMER Relay
H:	ST Relay

*: w/ Daytime Running Light

No. 3 Engine Room R/B



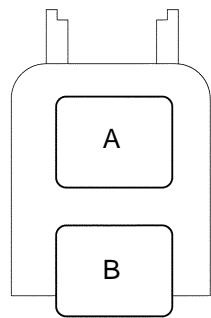
Fuses

- | | |
|---------------------|-------|
| 1: TOWING BRK Fuse | 30 A |
| 2: BATT CHARGE Fuse | 30 A |
| 3: TOWING TAIL Fuse | 30 A |
| 4: RSE Fuse | 7.5 A |

Relays

- A: BATT CHARGE Relay
B: TOWING TAIL Relay

Driver Side R/B



Relays

- A: INVERTER Relay
B: SEAT HEATER Relay